

## European Solar and Energy Storage Solutions

# Alternative power generation Cabo Verde



## Overview

---

Does Cape Verde have solar power?

In 2012 Cape Verde had an installed electricity generation capacity of around 300 MW, of which about 24% from wind power plants and 3% from photovoltaic stations. While solar power has an enormous potential as a source of renewable energy, natural conditions in Cape Verde are one of the best in the world for the production on wind energy.

Does Cabo Verde have electricity?

Access to electricity in Cabo Verde reached 93% in 2018 from 87.1% in 2012 though in rural areas access remains below the national average (83.1%). Renewable energy accounts for 20.3% of total supply and an electricity sector Master Plan (2018-2040) was designed to help achieve 50% of renewable energy generation by 2030.

Does Cape Verde have geothermal energy?

In addition, as a volcanic archipelago Cape Verde has potential for geothermal energy – which uses heat from the earth. Both geothermal and ocean thermal energy conversion electricity generation have the advantage of running all the time. This provides baseload power, meeting the minimum level of power demand all day.

What is the energy sector in Cape Verde?

Cape Verde energy sector is strongly characterized by consumption of fossil fuels (derived oil-primary imported oil), biomass (wood) and use of renewable energy particularly wind and solar power.

Is Cape Verde a viable alternative to fossil fuels?

Solid waste can also represent an adequate option while ocean and geothermic energy are being tested, with uncertainties remaining as to their efficiency. Cape Verde has an estimated potential of 2,600 MW of renew-able

energy, and more than 650 MW have been studied in concrete projects, which have lower production costs than fossil fuels.

What technology could be integrated into Cape Verde's electricity generation offering?

Another technology that could be integrated into the electricity generation offering is the country's desalination systems. Many of Cape Verde's communities depend partially, or entirely, on these for drinking water.

## Alternative power generation Cabo Verde

---




### Cape Verde

Access to electricity in Cabo Verde reached 93% in 2018 from 87.1% in 2012 though in rural areas access remains below the national average (83.1%). Renewable energy accounts for 20.3% of total supply and an electricity sector Master Plan (2018-2040) was designed to help achieve 50% of renewable energy generation by 2030.

### Net metering and PV self-consumption in emerging ...

Note: At the time of publishing, we are informed that Cabo Verde amended the decree on net metering on 15.10.2018. Analysis in chapters 2.7 and 3 may therefore be out of date. Authors: The study is limited to power generation systems below 1MW in order to focus on the residential sector though other actors (commercial, industrial) are not

SUPPORT REAL-TIME ONLINE MONITORING OF SYSTEM STATUS



### Alternative Power Source Data , Power Systems ...

As the migration from internal combustion engines (IC engines) to alternative power sources accelerates, PSR continues to update its data and forecasts to provide you with the latest global power source data available. These changes ...

## Cape Verde Renewable Energy Atlas

Yet, introduction of renewable installed capacity in Cape Verde would not have been possible without the development of the Renewable Energy Atlas of Cape Verde, developed by Gesto Energia. Due to strong dependence on oil imports for electricity generation in Cape Verde, the Government decided to establish the goal of reaching 50% renewable

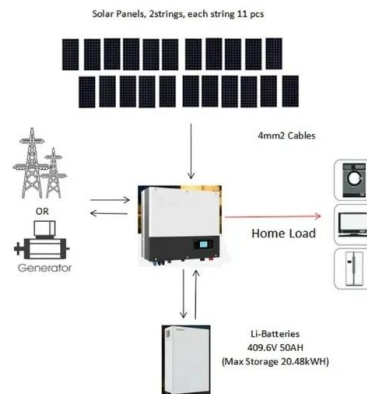


## Cabo Verde: "In the Cape Verdean economy, the alternative to ..."

Much has been said and written about tourism in Cabo Verde without proving numbers. Home; Real-Estate. Investment Real-Estate Project; more direct jobs per unit of investment that dynamize and stabilise the economy. Thus, any government that is in power in Cape Verde, without detracting from other sectors, should continue to privilege

## ENERGY PROFILE Cabo Verde

emissions from renewable power is calculated as renewable generation divided by fossil fuel generation multiplied by reported emissions from the power sector. This assumes that, if renewable power did not exist, fossil fuels would be used in its place to generate the same amount of power and using the same mix of fossil fuels. In countries and



## Cape Verde: Energy Country Profile

Cape Verde: Many of us want an overview of how much energy our country consumes, where it comes from, and if we're making progress on

decarbonizing our energy mix. This interactive chart shows per capita electricity generation. A point to keep in mind when considering this data: Nuclear power - alongside renewables - is a low



## Cape Verde's goal is 100% renewable energy by 2025. Why it ...

Both geothermal and ocean thermal energy conversion electricity generation have the advantage of running all the time. This provides baseload power, meeting the minimum level of power demand



## Cabo Verde pg1

'Cabo Verde aims to increase the RE share in the electricity generation mix from 18.4% in 2020 to 30% in 2025 and to 50% by 2030.4 'National Energy Policy aims to promote energy conservation, energy efficiency and strengthening of the regulatory

## National Power Sector Master Plan 2017 - 2040, Cabo Verde

In 2012 Cape Verde had an installed electricity generation capacity of around 300 MW, of which about 24% from wind power plants and 3% from photovoltaic stations. While solar power has an enormous potential as a source of renewable energy, natural conditions in Cape Verde are one of the best in the world for the production on

wind energy.



## World Bank Supports Sustainable Energy Development in Cabo Verde

The project will generate large benefits to the people and the economy of Cabo Verde, in particular: (a) the electricity customers throughout the country will benefit from clean, reliable, and affordable electricity services; (b) the health centers will operate more efficiently due to the power supply from rooftop solar PV systems and the

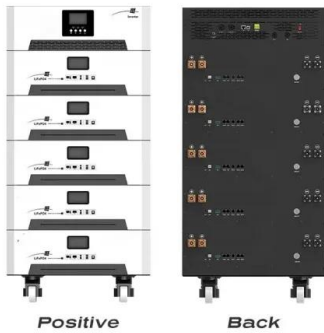
## Cabo Verde Electricity Statistics

Electricity Generation in Cabo Verde Cabo Verde generates 395,000 MWh of electricity as of 2016 (covering 108% of its annual consumption needs). Non Renewable (Fossil Fuels) 81 % . 320,000 MWh. Oil - Reserves, Years left, Production, Consumption, Imports/Exports



## Smart mobility, clean energy

The mobilization and availability of energetic resources are one of Cape Verde's greatest challenges. A country with a strong energy dependency, which imports all the oil resources it consumes, and in the face of an environmental



crisis scenario, the focus on alternative forms of power generation is a necessity.

## COMMON COUNTRY ANALISYS: CABO VERDE

Cabo Verde is in a new phase of its development path. After its graduation, out of the UN's Least Developed Country category in late 2007, Cabo Verde, as a lower middle- IPPs Independent Power Producers IUU Illegal Unreported an Unregulated kWh Kilowatts-hour LDC Least Developed Country M& E Monitoring and Evaluation



## A Path to Prosperity: Renewable Energy for Islands 3rd edition

The Cabo Verde archipelago is one of the best sites for wind power generation since it is located in the northeast trade winds belt. Wind power was first deployed here in 1994. The government set a target to generate 50% of its energy from renewable energy sources by 2020 and ultimately, 100%. This was due to:

## ENERGY PROFILE Cabo Verde

Cabo Verde 0% 20% 40% 60% 80% 100% ea  
 <260 260-420 420-560 560-670 670-820  
 820-1060 >1060 emissions from renewable power is calculated as renewable generation

divided by fossil fuel generation multiplied by reported emissions from the power sector. This assumes that, if renewable power did not exist, fossil fuels would be used in its place

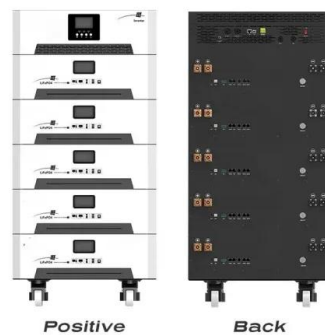


## Alternative Power Reports , Power Systems Research

Power Generation; Railway; Recreational Products; The April 2024 Alternative Power Report by Power Systems Research features several articles on batteries including one on sodium ion batteries as an alternative to Lithium Ion batteries, and another on the dropping cost of EV batteries. Hydrogen power sources show increasing promise, and

## COUNTRY PROFILE Cabo Verde

generation divided by capacity x 8,760. Avoided emissions from renewable power have been calculated as renewable generation divided by fossil fuel generation multiplied by reported emissions from the power sector. This assumes that, if renewable power did not exist, fossil fuels would be used in its



## Electricity Generation of Cabo Verde 2000-2021 , database.earth

In 2021, the electricity generation in Cabo Verde increased by 4.65%; In total, Cabo Verde generated 0.45 Terrawatt hours of electricity in 2021. Electricity generation in Cabo Verde grew



with 0.02 TWh in 2021, compared to previous year. Since 2000, production of electricity has increased by 221.43% in Cabo Verde; In 2021, Cabo Verde produced 0

## Cape Verde Renewable Energy Atlas

Due to strong dependence on oil imports for electricity generation in Cape Verde, the Government decided to establish the goal of reaching 50% renewable energy penetration by 2020. According to the main studies concluded until 2010, the demand for electricity in Cape Verde was expected to double until 2020.



## Oswaldo C. Nogueira

Statkraft Seeks Approval for 139.74 MW Arada Solar Plant in Castellón Norwegian energy company Statkraft has submitted requests for the Administrative Construction Authorization (AAC) and the Declaration of Public Utility (DUP) for the evacuation lines of its Arada Solar plant, a 139.74 MW project located in the municipalities of Chilches, Moncofa, and Vall d& #8217;Uixó ...

## Meet the Team , Alternative Power Generation, Inc.

Mr. Ali has over 30 years of experience in business development, account management, project management, and engineering in industries such as renewable, including solar wind and battery storage, power generation, its

...



## Contact Us

---

For catalog requests, pricing, or partnerships, please visit:  
<https://ssab-proiect.eu>