

European Solar and Energy Storage Solutions

Cook Islands Solar energy generator prices



Overview

Renewable energy in the is primarily provided by and biomass. Since 2011 the Cook Islands has embarked on a programme of renewable energy development to improve its and reduce , with an initial goal of reaching 50% renewable electricity by 2015, and 100% by 2020. The programme has been assisted by.

Cook Islands Solar energy generator prices




Cook Islands Renewable Energy Chart Implementation Plan

Electricity Chart" the "Cook Islands Renewable Energy Chart Implementation Plan" as its guiding Price Tribunal NES Energy Board Policy Unit Donor Partners [Type text] Page 5 Northern Group: 1,250 km north of Rarotonga. Area: 4 sq. km Infrastructure 1 x 27 KVA Generator Power System 415 V - 3 Phase low voltage underground

Cook Islands Cook 14 Islan

achieving the Cook Islands targets of 50% of islands powered by renewable energy by 2015 and 100% coverage by 2020. The Chart and Plan were updated in 2016 considering the increase solar PV generation on Rarotonga and the installation of solar-hybrid systems on the northern Cook Islands. Projects completed in the north include over 850kW of



ENERGY PROFILE Cook Islands

Solar PV: Solar resource potential has been divided into seven classes, each representing a range of annual PV output per unit of capacity (kWh/kWp/yr). The bar chart shows the proportion of a country's land area in each of these classes and the global distribution of land area across the classes (for comparison).

Cook Islands - 100% Renewable Energy Atlas

The solar projects is expected to save 1.09 million liters of diesel consumption annually, and cut carbon dioxide emissions by 2,930 tons. This project will assist the Cook Islands government's Office of the Energy Commissioner and the Renewable Energy Development Division in developing an energy efficiency policy implementation plan.



Cook Islands Country Report

Renewable Energy Progress in the Cook Islands
Teiti Nia: Assistant Engineer
oConsist of 15 islands, with a land area of about 240 square km, scattered over 2 million square km
oGrid connected solar generators ranges in size from 1kWp -960kWp.
oProportion of electricity generated by diesel and solar

Cook Islands: 100% Renewable Energy in Different Guises

In its approach to delivering a 100% renewable energy target across 12 islands by 2020, the Cook Islands presents a rare insight into how planning requirements of high penetration renewable island systems vary with scale.



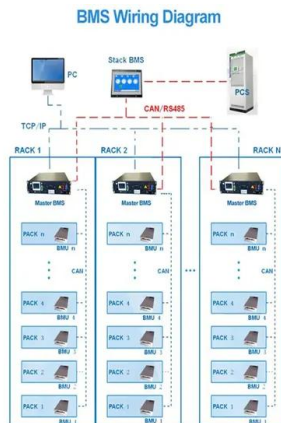
Cook Islands Renewable Energy

The Cook Islands Government aims to achieve 90% of their power needs from renewable energy by 2020. We helped the government realise its aim. To support the Cook Islands Government, the New Zealand Government - through the ...



Renewable energy in the Cook Islands

Renewable energy in the Cook Islands is primarily provided by solar energy and biomass. Since 2011 the Cook Islands has embarked on a programme of renewable energy development to improve its energy security and reduce greenhouse gas emissions, [1] with an initial goal of reaching 50% renewable electricity by 2015, and 100% by 2020. [2]

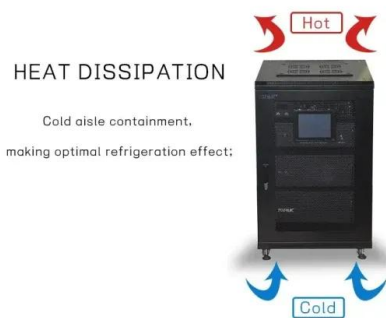


COOK ISLANDS: The Cook Islands Renewable Electricity Chart (CIREC...

The price of diesel in the Cook Islands can be upwards of NZ\$3.50/litre. many of the diesel generators currently in use are aging and are less efficient than modern generators. As the Cook Islands moves to greater levels of renewable electricity, these diesel generators will play less of a role, but will still be important, at least in the

Cook Islands Renewable Energy Chart Implementation Plan

Cook Islands Renewable Energy Chart Implementation Plan Island Specific This Implementation plan is outlined specific to each island of the Cook islands which articulates the costs, technology, time lines, and the processes. It is noted this document must be read in conjunction with the 'Cook Islands Renewable Energy Chart Implementation Plan'



Te Aponga Uira o Tumu-te-Varovaro (TAU) , Cook Islands

...

TAU is a critical key infrastructure asset for Rarotonga and the wider Cook Islands. The primary function of Te Aponga Uira (TAU) is the provision of electricity to the people of Rarotonga in a reliable, safe and economical manner.

New Zealand company completes solar project in Cook Islands

The solar panels, which are backed by battery storage, will meet about 95 percent of the islands' energy needs, he said. Previously the islands relied on diesel generators so the solar units mean savings of about 360,000 litres of diesel and 960 tonnes of CO2 emissions. For more information please click here. Source: Radio New Zealand



Te Aponga Uira o Tumu-te-Varovaro (TAU) , Cook ...

TAU is a critical key infrastructure asset for Rarotonga and the wider Cook Islands. The primary function of Te Aponga Uira (TAU) is the

provision of electricity to the people of Rarotonga in a reliable, safe and ...



CookIslands

2 Cook Islands Country Energy Security Indicator Profile 2009 Climate Cook Islands has a tropical oceanic climate with two seasons. The drier months are from April to November and the wetter, more humid months, are from December to March. During the latter season, Cook Islands can experience occasionally severe tropical storms and hurricanes.




COOK ISLANDS RENEWABLE ENERGY SECTOR PROJECT ...

COOK ISLANDS RENEWABLE ENERGY SECTOR PROJECT - Rarotonga Battery Energy Storage System Revision No: 0 E304965-TR-4 8 April 2016 v contents 1. Introduction 1 1.1 The Cook Islands Renewable Energy Sector Project 1 1.1.1 Overall policy targets and implementation plan 1 1.1.2 Contribution of the Cook Islands Renewable Energy Sector Project 3

ENERGY PROFILE Cook Islands

Energy self-sufficiency (%) 2 8 Cook Islands
 COUNTRY INDICATORS AND SDGS TOTAL
 ENERGY SUPPLY (TES) Total energy supply in
 2020 Renewable energy supply in 2020 92% 8%
 Oil Gas Nuclear Solar PV: Solar resource potential
 has been divided into seven classes, each

representing a range of annual PV output per unit of capacity



COOK ISLANDS: The Cook Islands Renewable Electricity Chart ...

3. Cook Islands electricity sector overview. All inhabited islands of the Cook Islands currently have centralised power supplies, providing single phase (230 V) or three phase (415 V) through a distribution grid to most residential and commercial and industrial customers 4.

Energy in the Cook Islands

The Cook Islands is a net importer of energy, in the form of petroleum products. Total energy consumption was 1,677,278,000 BTU (1.77 TJ) in 2017, of which 811,000,000 (0.86 TJ) was in the form of oil. [1] In 2012 47% of imported oil was used in the transport sector, 30% in aviation, and 27% for electricity generation. [2] Electricity consumption is 31.6 GWh, from 14 MW of ...



Renewable energy in the Cook Islands

Renewable energy in the Cook Islands is primarily provided by solar energy and biomass. Since 2011 the Cook Islands has embarked on a programme of renewable energy development to improve its energy security and reduce

greenhouse gas emissions, with an initial goal of reaching 50% renewable electricity by 2015, and 100% by 2020. The programme has been assisted by ...



Deploying Solar Powered Microgrids on Small Island ...

The Cook Islands aims to produce 100% of electricity from renewable Patrick A. Narbel, Solar Energy: Markets, Economics and Policies, 16 Renewable Energy Reviews 449, 453 (2012). Microgrid control Energy resources Dynamic control It was assumed that diesel generators and solar inverters would be replaced after 15 years.



LIQUID COOLING ENERGY STORAGE SYSTEM

EMS real-time monitoring
No container design
flexible site layout



Cycle Life
≥8000

Nominal Energy
200kwh

IP Grade
IP55


Te Atamoā o te Uira Natura

There are three main sectors dependent on imported energy in the Cook Islands; these include transport, electricity and aviation. Of the total number of imported fuels into the country, 43% is used by transport; 30% by aviation and 27% by electricity. The Cook Islands has decided to work with one sector at a time, beginning with the

COOK ISLANDS: Cook Islands Sustainable Energy Action Plan

Figure 9: Correlation between food and energy prices in Cook Islands. In Figure 9 (above), energy prices and food prices are plotted on the same graph. Before the end of 2010, the

government should pass anti-monopoly legislation for wind generators, solar panels, inverters, micro-hydro and tidal turbines and other important infrastructural



Contact Us

For catalog requests, pricing, or partnerships, please visit:
<https://ssab-proiect.eu>