

## European Solar and Energy Storage Solutions

# Denmark a storage battery of emf 8v



## Denmark a storage battery of emf 8v

---



### **A storage battery of emf 8.0 V and internal resistance 0.5 is**

...

when the storage battery emf 8 V is charged with a d.c supply of 120V the net EMF of the circuit  $E = 120 - 8 = 112V$  Therefore the current in the circuit during charging, The terminal voltage of the storage battery would be equal to the sum of its EMF and the potential difference across its internal resistance i.e. terminal voltage

## **Technology Data for Energy Storage**

The catalogue contains data for various energy storage technologies and was first published in October 2018. Several battery technologies were added up until January 2019. Technology data for energy storage - October 2018 - Updated April 2024. Datasheet for energy storage - Updated September 2023



### **[Solved] A storage battery with emf 8.0 V and an internal resistance**

A storage battery with emf 8.0 V and an internal resistance of 0.5  $\Omega$  is charged with a DC supply of 120 volts and in this process, a resistance of 15.5  $\Omega$  is applied in series. The terminal voltage of the battery will be

**A storage battery of emf 8.0 V and internal resistance 0.5 Ω is**

...

Emf of the storage battery  $E = 8.0\text{ V}$   
 Internal resistance of the battery  $r = 0.5\ \Omega$   
 ODC supply voltage  $V = 120\text{ V}$   
 Resistance of the resistor  $R = 15.5\ \Omega$   
 Effective voltage in the circuit =  $V - IR$  is connected to the storage battery in series. Hence it can be written as  
 Voltage across resistor  $R$  given by the product  $IR = 7 \times 15.5 = 108.5\text{ V}$   
 DC supply voltage = Terminal voltage of battery + Voltage ...



**A storage battery is of emf 8V and internal resistance 0.5 ohm is ...**

A storage battery is of emf 8V and internal resistance 0.5 ohm is being charged by d.c supply of 120 V using a resistor of 15.5 ohm . a) Draw the circuit diagram. b) Calculate the potential difference across the battery. c) What is the purpose of ...

**A storage battery of emf 8.0 V and internal resistance 0.5 is being**

when the storage battery emf 8 V is charged with a d.c supply of 120V the net EMF of the circuit  $E = 120 - 8 = 112\text{V}$  Therefore the current in the circuit during charging, The terminal voltage of ...



**A storage battery of emf 8.0 V and internal resistance 0.5**

A storage battery is of emf 8V and internal



resistance 0.5 ohm is being charged by d.c supply of 120 V using a resistor of 15.5 ohm a) Draw the circuit diagram. b) Calculate the potential difference across the battery. c) What is the purpose of having series resistance in this circuit?

### A storage battery of emf 8.0 V and internal resistance

A storage battery is of emf 8V and internal resistance 0.5 ohm is being charged by d.c supply of 120 V using a resistor of 15.5 ohm a) Draw the circuit diagram. b) Calculate the potential difference across the battery. c) What is the purpose of ...



### A storage battery of emf 8V internal resistance 1 is being

A storage battery of emf 8 V, internal resistance 1 O, is being charged by a 120 V d.c. source, using a 15 O resistor in series in the circuit. Calculate the chemical energy stored in the ...

### (i) A storage battery of emf 8V, internal resistance 1 ...

A storage battery is of emf 8V and internal resistance 0.5 ohm is being charged by d.c supply of 120 V using a resistor of 15.5 ohm a) Draw the circuit diagram. b) Calculate the potential difference across the battery. c) ...





## Technology data catalogue for Energy Storage

Na-S battery installations come in two typical sizes. The larger installations used for time shifting have 34-50 MW capacity with 6-7.2 hours of storage capacity at full load (245-300 MWh). Information for three such installations are shown in Table 4. Smaller installations of up to 8 MW capacity have been installed during the

### SOLVED: A storage battery of emf 8V and internal resistance

A storage battery of emf 8V and internal resistance 0.5 ohm is being charged by a 120 V d.c supply using a series resistor of 15.5 ohm. What is the terminal voltage of the battery during charging? what is the purpose of having a series resistor in the charging circuit?



### A storage battery of emf 8.0 V and internal resistance 0.5 O

Emf of the storage battery,  $E = 8.0 \text{ V}$ . Internal resistance of the battery,  $r = 0.5 \text{ O}$ . DC supply voltage,  $V = 120 \text{ V}$ . Resistance of the resistor,  $R = 15.5 \text{ O}$ . Effective voltage in the circuit =  $V$ .  $R$  is connected to the storage battery in series. Hence, it can be written as.  $V \dots$


## Energy storage and batteries

Energy storage and batteries The introduction of rechargeable batteries has secured the battery a place in a sea of products and in most homes on the planet. Rechargeable batteries have also become part of the green transition and are ...




**(i) A storage battery of emf `8V`, internal resistance `1 Omega` is**

(i) A storage battery of emf `8V`, internal resistance `1 Omega` is being charged by a `120 V` d.c. source using a `15 Omega` resistor in series in the circuit. Calculate the current in the circuit (ii) terminal voltage across the battery during charging and (ii) chemical energy stored in the battery in `5` minutes.



**A storage battery of emf 8.0 V and internal resistance 0.5 O**

A series battery of six lead accumulators, each of emf 2.0V and internal resistance 0.50 O is charged by a 100 V dc supply. The series resistance should be used in the charging circuit in order to limit the current to 8.0A is



**A storage battery of emf 8.0 V and internal resistance 0.50 is**

Emf of the battery  $e = 8 \text{ V}$ , emf of DC supply  $V = 120 \text{ V}$  Since, the battery is bring changed, so effective emf in the circuit  $E = V - e = 120 - 8 = 112 \text{ V}$  Current in circuit,  $I = \frac{\text{Effective emf}}{\text{Total resistance}}$   
 $E = r + R$   
 $112 = 0.5 + 15.5 I$   
 $I = \frac{112}{16}$



$112 = 7 \text{ A}$  The battery of  $8 \text{ V}$  is being charged by  $120 \text{ V}$ , so the terminal potential across battery of  $8 \text{ V}$

**A storage battery of emf  $8 \text{ V}$  internal resistance  $1$  is being**

A storage battery of emf  $8 \text{ V}$ , internal resistance  $1 \text{ } \Omega$ , is being charged by a  $120 \text{ V}$  d.c. source, using a  $15 \text{ } \Omega$  resistor in series in the circuit. Calculate the chemical energy stored in the battery in 5 minutes.



 LFP 48V 100Ah

**A storage battery of emf  $0.8 \text{ V}$  and internal resistance**


Here emf of the battery =  $0.8 \text{ V}$ , voltage of d.c. supply =  $120 \text{ V}$  Internal resistance of battery  $r = 0.5 \text{ } \Omega$ , external resistance  $R = 15.5 \text{ } \Omega$  Since a storage battery of emf  $8 \text{ V}$  is charged with a d.c supply of  $120 \text{ V}$  effective emf in the circuit is given by  $\epsilon = 120 - 8 = 112 \text{ V}$

**(i) A storage battery of emf  $8 \text{ V}$ , internal resistance  $1 \text{ } \Omega$  is**

...

Step by step video & image solution for (i) A storage battery of emf  $8 \text{ V}$ , internal resistance  $1 \text{ } \Omega$  is being charged by a  $120 \text{ V}$  d.c. source using a  $15 \text{ } \Omega$  resistor in series in the circuit. Calculate the current in the circuit (ii) terminal

voltage across the battery during charging and  
 (ii) chemical energy stored in the battery in 5  
 minutes



### A storage battery of emf 8.0 V and internal resistance 0.5 ...

A storage battery of emf 8.0 V and internal resistance 0.5  $\Omega$  is being charged by a 120 V dc supply using a series resistor of 15.5  $\Omega$ . What is the terminal voltage of the battery during charging? What is the purpose of having a series resistor in the charging circuit?

### [Solved] A storage battery with emf 8.0 V and an internal resistance

A storage battery with emf 8.0 V and an internal resistance of 0.5  $\Omega$  is charged with a DC supply of 120 volts and in this process, a resistance of 15.5  $\Omega$  is applied in series. The terminal ...



### (i) A storage battery of emf 8V, internal resistance 1 $\Omega$ is ...

A storage battery of emf 8V, internal resistance 1 $\Omega$ , is being charged by a 120V d.c. source, using a 15 $\Omega$  resistor in series in the circuit. Calculate (i) the current in the circuit. (ii) terminal voltage across the battery during charging, and (iii) chemical energy stored in the

battery in 5 minutes?

## Energy storage and batteries

Energy storage and batteries The introduction of rechargeable batteries has secured the battery a place in a sea of products and in most homes on the planet. Rechargeable batteries have also become part of the green transition and are today used in traditionally fuel-powered machines such as cars, motorcycles, lawn mowers and smaller



ESS



## A storage battery of emf 8V internal resistance 1 is being

A storage battery of emf 8 V, internal resistance 1  $\Omega$ , is being charged by a 120 V d.c. source, using a 15  $\Omega$  resistor in series in the circuit. Calculate the current in the circuit. Calculate the current in the circuit.

## Contact Us

For catalog requests, pricing, or partnerships, please visit:  
<https://ssab-proiect.eu>