

# **Schematic diagram of the pressure-maintaining system accumulator**

**114KWh ESS**



**PICC**  
MULTI-RISK

**RoHS**



**MSDS**

**UN38.3**

**UK  
CA**



## Overview

---

How does a manual accumulator work?

Releasing the manual valve allows the pump to recharge the accumulator to the pressure setting of the unloading valve. These mill rolls are loaded by hydraulic pressure. Using an accumulator allows running the pump unloaded most of the time, which saves power.

Why do accumulators need a higher pressure?

This means the accumulators must be filled to a higher pressure so they can supply extra fluid without dropping below the minimum pressure. This circuit uses 3000-psi maximum pressure to store enough fluid to cycle the cylinder in the allotted time and still have ample force to do the work.

What is a hydraulic accumulator?

Hydraulic accumulators make it possible to store useable volumes of non-compressible fluid under pressure. A 5-gal container completely full of oil at 2000 psi will only discharge a few cubic inches of fluid before pressure drops to 0 psi.

How does precharge pressure affect accumulator performance?

Precharge pressure forces fluid from the accumulator into the system. Minimum system pressure is reached. The accumulator has discharged its design maximum volume of fluid back into the system. When selecting an accumulator for a particular application, both hydraulic system and accumulator performance criteria should be considered.

How does a gas accumulator work?

As with the bladder/diaphragm accumulator, the gas side is charged with high purity nitrogen to a predetermined pressure. Changes in system pressure cause the piston to glide up and down along the shell, allowing fluid to enter or forcing it to be discharged from the accumulator body.

What psi should accumulators be filled with?

The extend portion of the cycle needs at least 2000 psi working pressure, which requires filling the accumulators with fluid above 2000 psi so they can discharge oil and not drop below minimum pressure. The maximum system pressure should be as high as can be tolerated. The higher the maximum allowable system pressure, the smaller the accumulators.

## Schematic diagram of the pressure-maintaining system accumulator

---



### Schematic structure of the investigated piston accumulator

This indicates a sudden change towards a more favourable tribological regime and is observed for all four accumulators for each inspection with exception of accumulator 3, at 4,500 cycles, ...

### Understanding the Schematic Diagram of a Fire Pump Room

The jockey pump, on the other hand, is a smaller pump that is used to maintain the pressure in the fire protection system when the fire pump is not in use. The schematic diagram illustrates ...




### About Pressurised Fresh Water Pumps / Advice & Support / ...

This schematic diagram depicts a typical system, and shows how the components are linked. For installations with up to 6 outlets, while maintaining a constant output pressure. It doesn't ...

### What is Hydraulic accumulator - Types Of Hydraulic Accumulator

Separator-type accumulator: Here the oil and gas are separated by an element. Based on the type of element used to separate the oil and gas, they are classified as follows: (a) Piston-type ...



## Design, Control and Automation of Well Head Control Panel

Pressure and level gauges, transmitters, and switches are provided to facilitate local monitoring and control. Pressure regulators To supply the regulated steady pressure to the each hydraulic ...


## HVAC Control Diagrams

In this blog post, we will introduce some of the most common HVAC control diagrams. We will also provide a brief explanation of each diagram and how its components work together. HVAC control diagrams are essential tools for ...



## 4.3: Piping and Instrumentation Diagrams

The pressure controller on the compressor controls the valve on the incoming fuel stream. This ensures that if there is a build up in pressure, the flow into the system will be stopped in time. Also, a pressure controller should ...



## ACCUMULATOR OPERATING & MAINTENANCE INSTRUCTIONS

o Use of the Tobul safety shut-off valve is recommended. Insure all fittings utilized w/TSV's meet system pressure requirements. The TSV is a combination of shut-off valve, pressure bleeder ...




## Hydraulic System Accumulator: Function, Types, and Benefits

The accumulator acts as a buffer, maintaining a constant pressure and flow rate within the hydraulic system, ensuring that the system operates efficiently. One of the primary functions of ...



## Reservoirs, Strainers, Filters, and Accumulators

The schematic shown in Figure 9-4 shows several components installed in lines leading to and from the reservoir; however, this arrangement may not be the case in the actual installation. In some hydraulic systems it is necessary to ...





## Understanding Hydraulic System Diagram Symbols in ...

The operation of a pump involves maintaining a precise pressure level to ensure optimal performance and prevent damage to the system. Conclusion: The pump symbol in hydraulic system diagrams represents a vital component that ...

## Contact Us

---

For catalog requests, pricing, or partnerships, please visit:  
<https://ssab-proiect.eu>