

European Solar and Energy Storage Solutions

Senegal power reducer box



Overview

What is a power reducer box?

The Power Reducer Box is for PV plants that have to implement network operator setpoints for active power limitation and reactive power operation under grid management. The network operator can use the Power Reducer Box to temporarily and remotely limit the feed-in capacity of the PV plant in the case of a grid overload.

Why is the power reducer box not available via the user interface?

The Power Reducer Box is not available via the user interface. The network settings of the router do not correspond to the Power Reducer Box network settings. Set the router to the Power Reducer Box network settings. If necessary, refer to your router manual. The Power Reducer Box is not available via the user interface.

What if the power reducer box cannot be registered?

Incorrect request of the Power Reducer Box. Contact the SMA Service Line. "The device cannot be registered. Error code: " "Error. Please contact the service department." The data requested from the Power Reducer Box is access-protected. Contact the SMA Service Line. "The device cannot be registered.

How to connect a power reducer box to a computer?

For a total length of no more than 100 m, observe the directives for structured cabling in accordance with EIA/TIA-568, ISO/IEC 11801 and/or EN 50173 (cable for fixed layout at least AWG24). Connect the Power Reducer Box to the computer with the blue Ethernet cable (Ethernet crossover cable). the Power Reducer Box.

Where can I find the terminal assignment for a power reducer box?

The exact terminal assignment can be found in Section 8.1.7 "Connecting the

Power Reducer Box to the Local Network", page 36. The type label provides unique identification of the Power Reducer Box. The type label is located on the back of the Power Reducer Box.

What should I do if my SMA power reducer box is not working?

If the problem persists, contact the SMA Service Line (see Section 15 "Contact", page 76). Replace SD card in the near future. Replace SD card in the near future. The SD card is full or write-protected. Replace SD card or remove the write protection. No SD card is inserted. The Power Reducer Box is ready for operation.

Senegal power reducer box



Device for the Power Controlling of PV Plants POWER ...

The following table shows which inverters are compatible with the Power Reducer Box, and which setpoints (effective power control, reactive power setpoint, displacement power factor cos. f) the inverters can implement. To implement each setpoint, you must set the reference parameter in the Power Reducer Box to either Plimit or Pmax.

SMA Power Reducer Box , Solar Online Shop

SMA Power Reducer Box. Feed-in management for PV plants. With the Power Reducer Box, SMA delivers a solution for PV plants that take part in feed-in management. It allows the grid operator to remotely control the plant ...



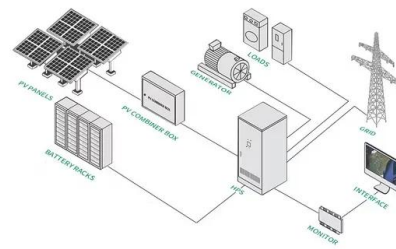
POWER REDUCER BOX

The Power Reducer Box is for PV plants that have to implement network operator setpoints for active power limitation and reactive power operation under grid management. The Power Reducer Box complies with the requirements of the German ...

SMA POWER REDUCER BOX

Technical Description

The Power Reducer Box differentiates between three user groups: o User o Installer o Service Service user group The Service user group is exclusively restricted to SMA Service employees. Page 26: Led Overview 1. In the browser, enter the IP address of your Power Reducer Box. ? The Power Reducer Box login page appears.



POWER REDUCER BOX

Die Power Reducer Box ist für PV-Anlagen, die Netzbetreibervorgaben für Wirkleistungsbegrenzung und Blindleistungsbetrieb im Rahmen der Netzsystemdienstleistungen umsetzen müssen. Die Power Reducer Box entspricht den Anforderungen des deutschen EEG zum Einspeisemanagement und den

SMA Power Reducer Box

SMA Power Reducer Box. Feed-in management for PV plants. With the Power Reducer Box, SMA delivers a solution for PV plants that take part in feed-in management. It allows the grid operator to remotely control the plant performance in cases when the grid is overloaded.



SMA Power Reducer Box , Solar Online Shop , SolaricaShop

SMA Power Reducer Box. Feed-in management for PV plants. With the Power Reducer Box, SMA delivers a solution for PV plants that take part in feed-in management. It allows the grid operator to remotely control the plant performance in cases when the grid is overloaded.



POWER REDUCER BOX

Power Reducer Box POWERREDUCERBOX-DDE132016 SMA und Power Reducer Box sind eingetragene Warenzeichen der SMA Solar Technology AG. Bluetooth ® ist eine eingetragene Marke der Bluetooth SIG, Inc. SUNCLIX ist eine eingetragene Marke der PHOENIX CONTACT GmbH & Co. KG. Ge druckt auf FSC-Papier. Änderungen von Produkten und Services, auch ...



12V 10AH



SMA SYSTEM SOLUTIONS

POWER REDUCER BOX LOW VOLTAGE GRID SUNNY WEBBOX POWER REDUCER BOX FEED-BACK MANAGEMENT ACCORDING TO §6 EEG 2012 (RADIO) RIPPLE CONTROL RECEIVER PLANT POWER UP TO 3.68 KVA VDE-AR-N 4105 or Active power reduction in case of overfrequency (starting with 50.2 Hz with characteristic curve)

SMA Power Reducer Box Bedienungsanleitung

6. Power Reducer Box an Schrauben aufhängen.
6.3 Power Reducer Box auf Hutschiene montieren
1. Power Reducer Box mit beiden unteren Halterungen in die untere Kante der Hutschiene einhaken.
2. Power Reducer Box nach

oben drücken und die Hutschiene in die oberen Halterungen einrasten lassen. REDUCERBOX-BA-de-16 Bedienungsanleitung



Bedienung; An Power Reducer Box An

Sma Power Reducer Box Online-Anleitung: Bedienung, An Power Reducer Box An- Oder Abmelden, Von Power Reducer Box Abmelden. 9.1 An Power Reducer Box An- Oder Abmelden An Power Reducer Box Anmelden Einstellungen Bei Auslieferung Benutzergruppe: Passwort: 1. Im Browser Die Ip-Adresse

Fehlersuche; Statusanzeige Der Leds

Sma Power Reducer Box Online-Anleitung: Fehlersuche, Statusanzeige Der Leds. 12.1 Statusanzeige Der Leds Led Status Power Grün Command Leuchtend Rot Leuchtend Power Grün Status Leuchtend Rot Leuchtend Webboxcom Grün Leuchtend Orange Blinkend Rot Blinkend Bedienungsanleitung Bedeutung



Piloter le chauffe-eau avec le Power Reducer (routeur solaire)

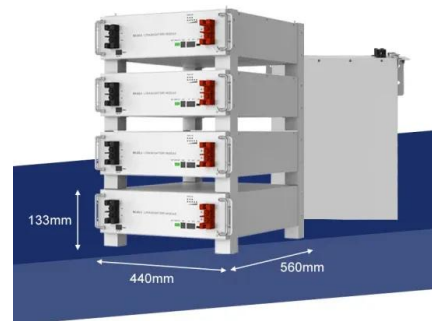
Le Power Reducer SA est un contrôleur proportionnel conçu pour dévier automatiquement le surplus d'énergie vers un



chauffe-eau ou résistance jusqu'à 3 kw. En auto-consommant intelligemment son énergie et en générant de l'eau chaude gratuite, le Power Reducer va augmenter le retour sur investissement de votre installation PV et

SMA POWER REDUCER BOX Bedienungsanleitung

Am anderen Kabelende Adern mit Aderendhüsen versehen, Kabelschirm kürzen und isolieren. 30 REDUCERBOX-BA-de-16 Bedienungsanleitung SMA Solar Technology AG 8 8 Inbetriebnahme Inbetriebnahme 8.1 Power Reducer Box in lokales Netzwerk integrieren 8.1.1 Vorgehen Vorgehensweise Siehe 1 Power Reducer Box an Computer anschließen



Power Reducer

Come funziona. Power Reducer è un parzializzatore di potenza che, abbinato ad Elios4you, permette di produrre acqua calda sfruttando al massimo l'energia in eccesso prodotta dall'impianto fotovoltaico, senza mai prelevare dalla rete. È utile laddove sia presente un boiler / accumulatore di acqua calda con riscaldamento a resistenza elettrica, fino a 3.0kW.

SMA POWER REDUCER BOX USER MANUAL Pdf Download

The network operator can use the Power Reducer Box to temporarily and remotely limit the feed-in capacity of the PV plant in the case of a grid

overload. The Power Reducer Box translates the control commands of the network operator and transmits them to the Sunny WebBox. The Sunny WebBox forwards the control commands to the inverter.



Sma POWER REDUCER BOX Manuals , ManualsLib

We have 2 SMA POWER REDUCER BOX manuals available for free PDF download: User Manual, Technical Description . SMA POWER REDUCER BOX User Manual (80 pages) Brand: SMA , Category: Inverter , Size: 2.35 MB Table of Contents. Table of Contents. 3. 1 Information on this Document. 7. 2 Safety. 9

Anlagenüberwachung POWER REDUCER BOX

An Power Reducer Box anmelden Einstellungen bei Auslieferung Benutzergruppe: Benutzer Installateur Passwort: 0000 1111 1. Im Browser die IP-Adresse Ihrer Power Reducer Box eingeben. ? Die Anmeldeseite der Power Reducer Box öffnet sich. Wird die Anmeldeseite nicht geöffnet, prüfen Sie den elektrischen Anschluss (Seite 16) und die Netzwerk



POWER REDUCER BOX

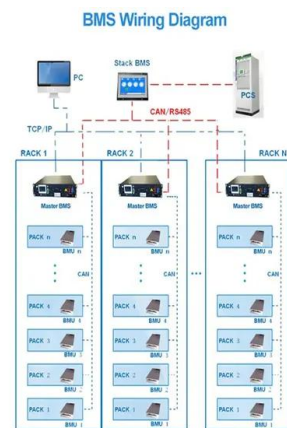
in der Power Reducer Box als Bezugsparameter entweder „Plimit“ oder „Pmax“ einstellen. Dabei ist entscheidend, dass Sie denjenigen Bezugsparameter einstellen, der von allen Wechselrichtern Ihrer PV-Anlage unterstützt wird.

Welcher Wechselrichter welchen Bezugsparameter unterstützt,



POWER REDUCER BOX

Plug-in power supply with adapters Standard features Optional features -- Not available Type designation Technical Data Power Reducer Box Compliance with legislation (§ 6 EEG) Suitable for large-scale PV plants with up to 2,500 inverters Default setting of reactive power or cos f Rapid and easy commissioning Plant status can be



SMA POWER REDUCER BOX USER MANUAL Pdf ...

The network operator can use the Power Reducer Box to temporarily and remotely limit the feed-in capacity of the PV plant in the case of a grid overload. The Power Reducer Box translates the control commands of the network ...

POWER REDUCER BOX

POWER REDUCER BOX - User Manual - SMA Solar Technology AG. EN. English Deutsch Français Español Português Italiano Român Nederlands Latina Dansk Svenska Norsk Magyar Bahasa Indonesia Türkçe Suomi Latvian Lithuanian ?esk



Contact Us

For catalog requests, pricing, or partnerships, please visit:
<https://ssab-proiect.eu>